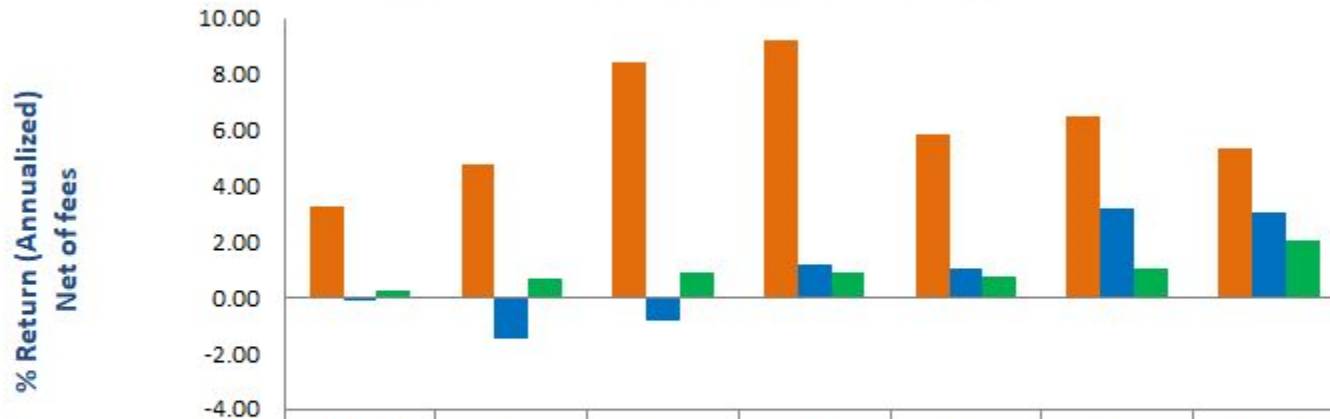


# Investment Summary

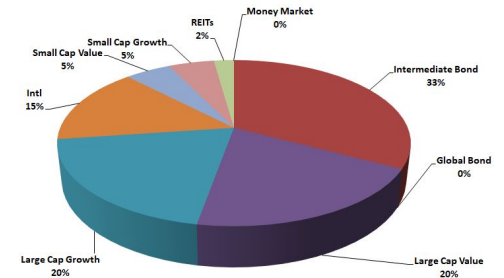
September 30, 2018

## Performance - 3rd Quarter 2018

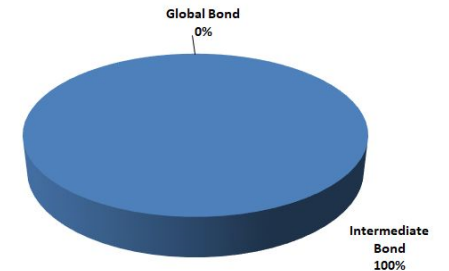


Diversified Moderate	3.27	4.75	8.40	9.22	5.86	6.46	5.37
Fixed Income	-0.12	-1.50	-0.82	1.17	1.06	3.20	3.08
Stable Value	0.23	0.65	0.87	0.87	0.76	1.02	2.04

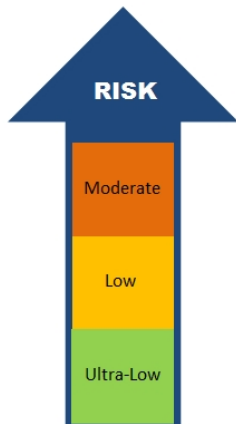
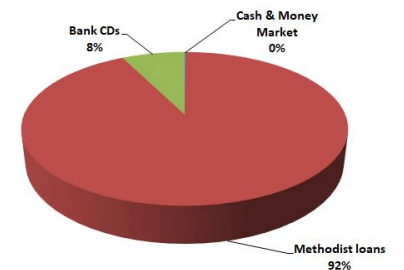
**Diversified – Moderate**  
Asset Allocation – September 2018



**Fixed Income Portfolio**  
Asset Allocation – September 2018



**Stable Value Portfolio**  
Asset Allocation – September 2018



**Diversified Moderate** —Our most popular diversified portfolio, the diversified moderate allocation has a mix of 30-50 percent fixed income and 50-70 percent equities and alternative investments. This “middle of the road” diversified portfolio is adjusted within different asset classes, based on current and future economic trends and analyses.

**Fixed Income Fund**—The fixed income portfolio is designed for churches to maximize income. This portfolio will be invested in a wide array of fixed income investments, including loans to Methodist churches or agencies. Principal values are not guaranteed and will fluctuate up and down in this portfolio.

**Stable Value**—The stable value portfolio is designed for churches and agencies that require competitive fixed income returns with minimal exposure to risk. Preservation of Principal is the primary objective. Underlying assets are invested in U.S. government-backed securities, bank CDs and loans to Methodist churches or agencies, both in our conference and around the nation.